客户图

NOTES:
1.FINISH:
  1.1 HOUSING: LCP BLACK,UL94V-0.
  1.2 CONTACT: COPPER ALLOY, INTEGRAL NICKEL BASE 50u"MIN,
  . GOLD (SEE P/N) PLATED IN CONTACT AERA,
  . GOLD FLASH PLATED IN SOLDER AREA,
  1.3 GROUND: BRASS, 80u" MIN MATTE TIN PLATED OVER
  50u" MIN NICKEL UNDERPLTAED OVERALL.
2. ELECTRICAL:
  2.1 RATED VOLTAGE: SIGNAL PIN AC 50 V.
  . POWER PIN AC 200 V.
  2.2 CURRENT RATING: SIGNAL PIN 0.5A.
  . POWER PIN 5.0A.
  2.3 DIELECTRIC WITHSTANDING VOLTAGE: SIGNAL PIN 150V AC/MINUTE.
  . POWER PIN 600V AC/MINUTE.
  2.4 CONTACT RESISTANCE: SIGNAL PIN 120mΩ MAX.
  POWER PIN 80mΩ MAX.
  2.5 INSULATION RESISTANCE: SIGNAL PIN 100V DC/0.1S/100MΩ
  POWER PIN 250V DC/0.1S/1000MΩ
3.SALT SPRAY TEST:
  3.1 CONCENTRATION IS 5%, THE TEMPERATUREIS 35±2°C,
  . TEST TIME 8H MIN,NO OXIDATION OR RUST
4.MAX PROCESSING TEMP:265°C SECONDS 40S
5.OPERATION TEMPERATURE:-40°C TO +125°C.
6.WARRANTY PERIOD: 6 MONTHS
7.ORDER INFORMATION:

AAM XXX XX 069 R 1

Pin数码	端子电镀:	塑胶高度:	包装方式:
SEE TABLE 020=2x10PIN ～ 120=2x60PIN	G0=Gold Flash(全金) G1=1u" Gold G2=3u" Gold G3=5u" Gold G4=10u" Gold G5=15u" Gold G6=30u" Gold	069=6.90mm("H1")	R=TAPE REEL

TABLE:

No. OF PIN	A	B	C	D
020=2x10PIN	17.10	4.50	11.46	9.30
030=2x15PIN	19.60	7.00	13.96	11.80
040=2x20PIN	22.10	9.50	16.46	14.30
050=2x25PIN	24.60	12.00	18.96	16.80
060=2x30PIN	27.10	14.50	21.46	19.30
080=2x40PIN	32.10	19.50	26.46	24.30
100=2x50PIN	37.10	24.50	31.46	29.30
120=2x60PIN	42.10	29.50	36.46	34.30

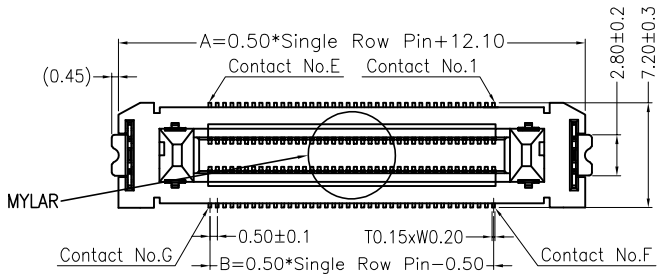

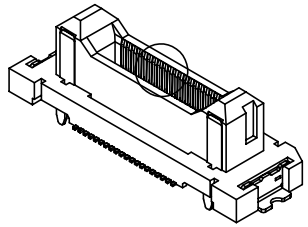

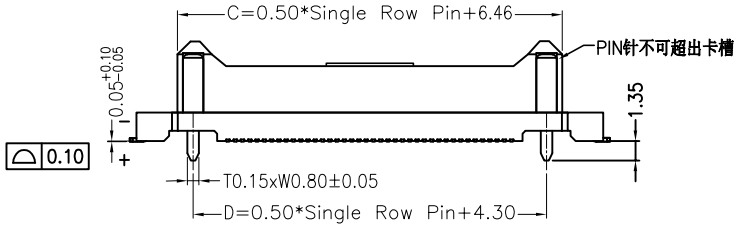

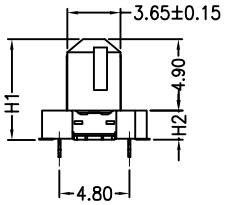



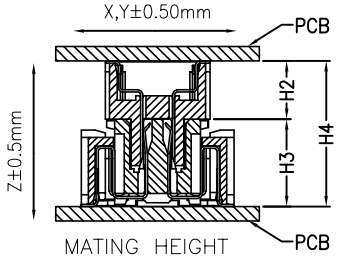

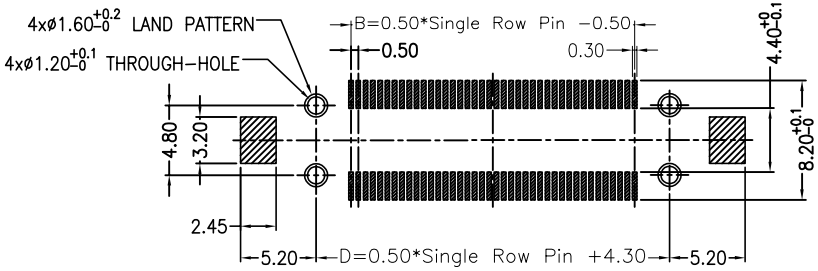

RECOMMENDED PCB LAYOUT(TOP SIDE)
PCB BOARD TOLERANCE±0.05

MATING HEIGHT	H1	H2	H3	H4
8.00mm	6.90	2.00	6.00	8.00

REV	DATE	MODIFICATION DESCRIPTION	CHANGE	APPROVE
A0		NEW	———	———

OPERATION				
X.X	±0.40	DRAW	WLY	2023.03.31
X.XX	±0.25	DESIGN	Jensen	2023.03.31
X.XXX	±0.15	CHECK	Jack	2023.03.31
Angle	±3°	APPROVE	Andy	2023.03.31
DIM.	TOL	UNIT	mm	SCALE 1:1

CONSHARE

SIZE	A4	PART NO.	AAMXXXXX069R1
SHEET	1/1	TITLE:	0.50mm 浮动BTB 公头 直立式DIP TYPE
PROJ.		DRAW NO.	132 - 1