客户图

NOTES:
1.FINISH:
  1.1 HOUSING: LCP BLACK,UL94V-0.
  1.2 CONTACT: COPPER ALLOY, INTEGRAL NICKEL BASE 50u"MIN,
  . GOLD (SEE P/N) PLATED IN CONTACT AERA,
  . GOLD FLASH PLATED IN SOLDER AREA,
  1.3 GROUND: BRASS, 80u" MIN MATTE TIN PLATED OVER
  50u" MIN NICKEL UNDERPLTAED OVERALL.
2. ELECTRICAL:
  2.1 RATED VOLTAGE: SIGNAL PIN AC 50 V.
  . POWER PIN AC 200 V.
  2.2 CURRENT RATING: SIGNAL PIN 0.5A.
  . POWER PIN 5.0A.
  2.3 DIELECTRIC WITHSTANDING VOLTAGE: SIGNAL PIN 150V AC/MINUTE.
  . POWER PIN 600V AC/MINUTE.
  2.4 CONTACT RESISTANCE: SIGNAL PIN 120mΩ MAX.
  POWER PIN 80mΩ MAX.
  2.5 INSULATION RESISTANCE: SIGNAL PIN 100V DC/0.1S/100MΩ
  POWER PIN 250V DC/0.1S/1000MΩ
3.SALT SPRAY TEST:
  3.1 CONCENTRATION IS 5%, THE TEMPERATUREIS 35±2°C,
  . TEST TIME 8H MIN,NO OXIDATION OR RUST
4.MAX PROCESSING TEMP:265°C SECONDS 40S
5.OPERATION TEMPERATURE:-40°C TO +125°C.
6.WARRANTY PERIOD: 6 MONTHS
7.ORDER INFORMATION:

A A F XXX XX 060 R 1

- Pin数码: 020=2x10PIN ~ 120=2x60PIN
- 端子电镀: G0=Gold Flash, G1=1u" Gold, G2=3u" Gold, G3=5u" Gold, G4=10u" Gold, G5=15u" Gold, G6=30u" Gold
- 塑胶高度: 060=6.00mm("H1")
- 包装方式: R=TAPE REEL

TABLE:

No. OF PIN	A	B	C
20=2x10PIN	19.50	4.50	9.30
30=2x15PIN	22.00	7.00	11.80
40=2x20PIN	24.50	9.50	14.30
50=2x25PIN	27.00	12.00	16.80
60=2x30PIN	29.50	14.50	19.30
80=2x40PIN	34.50	19.50	24.30
100=2x50PIN	39.50	24.50	29.30
120=2x60PIN	44.50	29.50	34.30

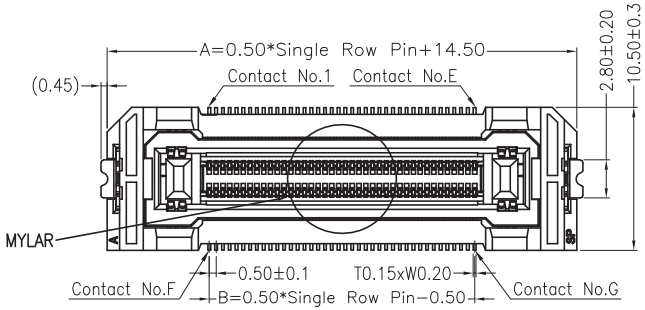

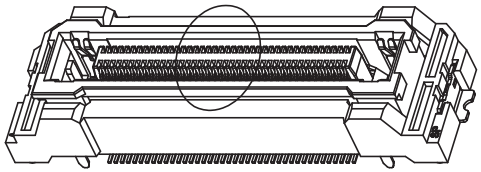

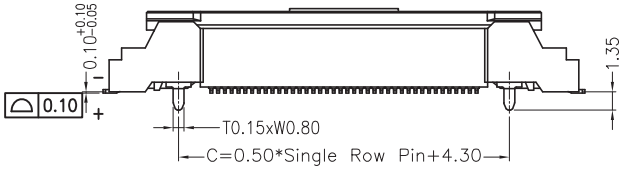

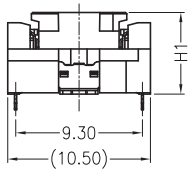



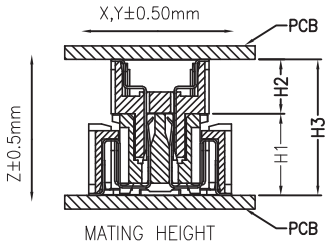

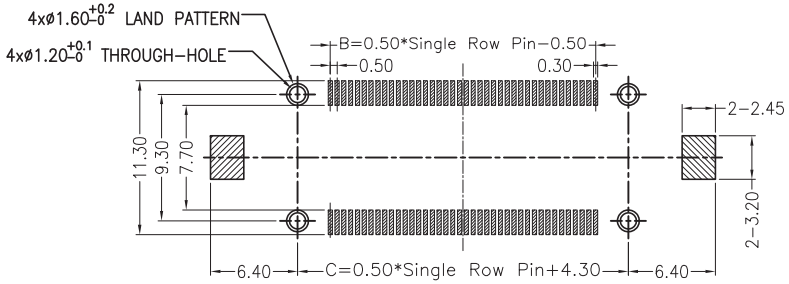

RECOMMENDED PCB LAYOUT(TOP SIDE)
PCB BOARD TOLERANCE±0.05

MATING HEIGHT	H1	H2	H3
8.00mm	6.00	2.00	8.00

GENERAL TOLERANCES UNLESS SPECIFIED	PART NO. AAFXXXXX060R1	CONSHARE	
X.X ±0.40	APPROVED BY JACK	TITLE 0.50mm 浮动BTB 母座 直立式 SMT TYPE	
X.XX ±0.25			
X.XXX ±0.15			
Angle ±3° CUSTOMER DRAWING	CHECKED BY MIKE	DWG NO.	
SIZE A4 / UNITS MM[INCH]	DRAWN BY CC	SHEET 1:1 / SCALE 1:1	REV 3